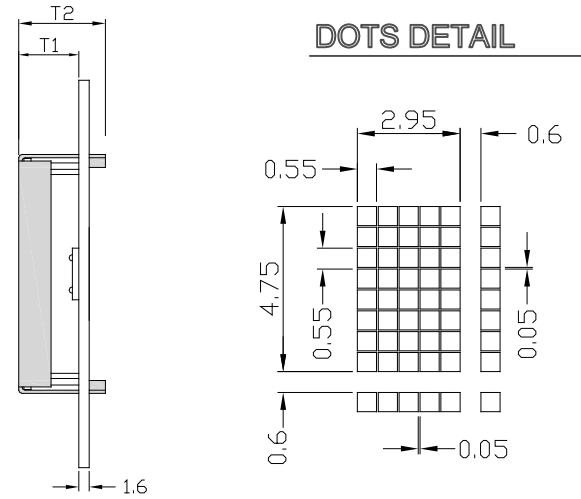
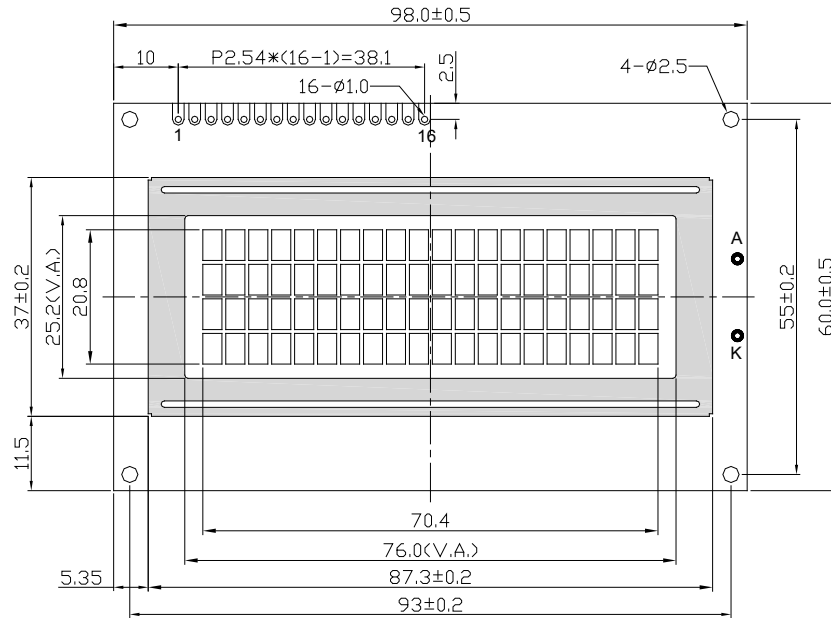


LCM2004B



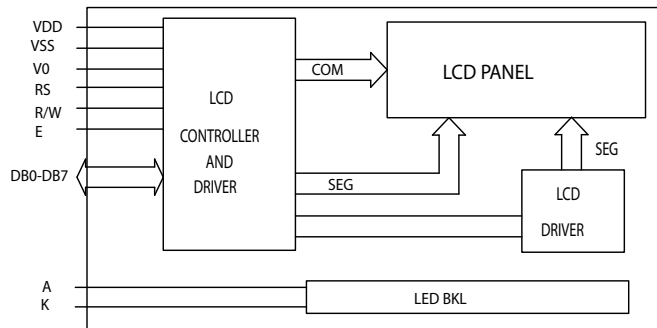
Pin connections

PIN NO	Symbol
1	VSS
2	VDD
3	V0
4	RS
5	R/W
6	E
7	DB0
8	DB1
9	DB2
10	DB3
11	DB4
12	DB5
13	DB6
14	DB7
15	A
16	K

Feature

1. 4-line x20 characters display; 5x8 dots with cursor
2. Built-in controller (KS0066U or Equivalent)
3. +5V power supply(Also available for +3.3V)
4. 1/16 duty cycle;1/5bias;
5. TN, HTN, STN or FSTN mode
6. BKL to be driven by pin1,pin2,or pin15,pin16,or A,K

Block diagram:



Display character address code

Display position	1	2	3	4	5	---	---	---	---	18	19	20
DDRAM address	00	01	02	---	---	---	---	---	---	11	12	13H
DDRAM address	40	41	42	---	---	---	---	---	---	51	52	53H
	14	15	16	---	---	---	---	---	---	25	26	27H
	54	55	56	---	---	---	---	---	---	65	66	67H

Mechanical thickness

LCD module thickness	T1	T2	UNIT
Without or EL backlight	6.2	9.5	mm
With edge LED backlight	---	---	mm
With LED bottom backlight	9.3	13.5	mm

Mechanical data

Item	Standard	Unit
Module dimension	98.0x60.0	mm
Viewing area	76.0x25.2	mm
Dot size	0.55x0.55	mm
Character size	2.95x4.75	mm

Absolute Maximum Rating

Item	Symbol	Standard			Unit
		Min	Typ	Max	
Input voltage	VI	-0.3	-----	5.5	V
Power supply	VDD-VSS	-0.3	-----	VDD	

Electronical characteristics

Item	Symbol	Condition	Standard			Unit
			Min	Typ	Max	
Input voltage	VDD	+5V	4.7	5.0	5.5	V
		+3.3V	2.7	3.3	5.3	
Supply current	IDD	VDD=5V	-----	2.5	3	mA
Recommended LCD driving voltage for normal temp version module	VDD-V0	-20°C	4.8	5.0	5.3	V
		0 °C	4.6	4.8	5.0	
		25°C	4.3	4.5	4.7	
		50°C	4.2	4.3	4.5	
		70°C	4.1	4.2	4.3	
LED forward voltage	VF	25°C	-----	4.2	4.6	V
LED forward current	IF	25°C	-----	240	-----	mA
EL power supply current	IEL	VEL=110V AC 400Hz	-----	-----	-----	mA